

VELVET DECO SUPERIA

EXTRA FINE MICROCEMENT

Description: **MARMOLINE VELVET DECO SUPERIA** is a system of ready-to-use polymer modified mortars, based on high-strength white cement. It contains specially selected aggregates and special additives to achieve resistance to abrasion.

The system consists of the following materials:

- **1 FLEX:** Mortar for base layer
- **2 RESIN:** Dispersion
- **3 FINISH:** Mortar for finishing layer

It is produced in white colour, while by using **MARMOLINE POWDER COLOUR** natural colour pigment, it can get plenty of colour shades.

MARMOLINE VELVET DECO SUPERIA system is used for the aesthetic renovation of interior or exterior surfaces, walls and floors.

The system's special characteristics are:

- Particularly smooth finish
- High flexibility
- Varnish application in a short time


MARMOLINE VELVET DECO SUPERIA is used for the aesthetic renovation of interior or exterior surfaces, walls and floors. Suitable to use on smooth concrete surfaces and old surfaces made of old tiles, old mosaics, old coats of marbles, with the appropriate preparation depending on the substrate, combined with the **MARMOLINE PRO CONTACT** quartz primer. Multiple applications - in fact endless applications in theory - are possible, depending on the aesthetic standards of the architect and the decorator. It can be applied in stores and residences indoors and outdoors, in bathrooms, kitchens, showers, on staircases, built-in beds, etc.


IMPORTANT: *To achieve the aesthetically desirable result, the system should be applied by technicians who have sufficient experience in the implementation of such products as well as specifically in MARMOLINE VELVET DECO SUPERIA. We guarantee the technical specifications of the product, as described in its Declaration of Performance and Technical Data Sheet. We cannot assure the final result, since the site conditions during the applications are beyond the control of our company. It is the user's responsibility to test the material in small scale, before application, so that to be sure about the final result.*





- Advantages:** Ready to use ▪ Stable quality ▪ very good workability ▪ Perfect aesthetic result ▪ Particularly smooth final surface ▪ Strong adhesion to the substrate ▪ High compressive, flexural and abrasion resistance ▪ It does not crack
- Packaging /distribution :**
1 FLEX: Bags of 25 kg on pallet of 1500 kg & bags of 5 kg
2 RESIN: Plastic containers of 5 kg on pallet of 300 kg & plastic bottles of 1 kg
3 FINISH: Bags of 20 kg on pallet of 960 kg & bags of 5 kg
- Storage:**
1 FLEX & 3 FINISH: Maximum storage time in intact packaging and dry environment: 12 months after production date
2 RESIN: Maximum storage time in intact packaging and shaded place: 24 months after production date
- Safety precautions :** The cementitious dry mortars contain cement and reacts as alkaline with moisture, so they are classified as irritant. They must be used with care, following the safety instructions for such products.
- Specifications :** **EN 998-1 (GP/CSIV) & EN 13813 (CT-C7-F3)**

TECHNICAL DATA:

 18 DoP: 082 MARMO-CPR
NORDIA S.A. 364 Kifissias Av., 15233 Chalandri, Athens/ Greece
EN 998-1 MARMOLINE VELVET DECO SUPERIA Cement-based finishing screed (Part "1 FLEX") for internal or external use (GP/CSIV)
Reaction to fire: Class A1 Water absorption: W_c 2 Water vapour diffusion coef. μ : 17 Adhesion: ≥ 2 (FPb) Thermal conductivity/density ($\lambda_{10, dry}$): 0.31 (P= 50%) Dangerous substances: NPD Durability (against freeze/thaw, in the intended place of use): <i>Evaluated as excellent, after laboratory and field tests</i>

 18 DoP: 082 MARMO-CPR
NORDIA S.A. 364 Kifissias Av., 15233 Chalandri, Athens/ Greece
EN 13813 MARMOLINE VELVET DECO SUPERIA Cement-based finishing screed (Part "1 FLEX") for internal or external use (CT-C7-F3)
Reaction to fire: A1 _{fl} Release of corrosive substances: CT Compressive strength: C7 Flexural strength: F3

 18 DoP: 083 MARMO-CPR
NORDIA S.A. 364 Kifissias Av., 15233 Chalandri, Athens/ Greece
EN 998-1 MARMOLINE VELVET DECO SUPERIA Cement-based finishing screed (Part "3 FINISH") for internal or external use (GP/CSIV)
Reaction to fire: Class A1 Water absorption: W_c 1 Water vapour diffusion coef. μ : 3 Adhesion: ≥ 2 (FPb) Thermal conductivity/density ($\lambda_{10, dry}$): 0.33 (P= 50%) Dangerous substances: NPD Durability (against freeze/thaw, in the intended place of use): <i>Evaluated as excellent, after laboratory and field tests</i>

 18 DoP: 083 MARMO-CPR
NORDIA S.A. 364 Kifissias Av., 15233 Chalandri, Athens/ Greece
EN 13813 MARMOLINE VELVET DECO SUPERIA Cement-based finishing screed (Part "3 FINISH") for internal or external use (CT-C7-F3)
Reaction to fire: A1 _{fl} Release of corrosive substances: CT Compressive strength: C7 Flexural strength: F3 <i>Wear resistance Böhme(*) of final surface, coated with MARMOLINE VELVET LIQUID P.U. varnish: A3 with MARMOLINE VELVET LIQUID S varnish: A6</i>

(*): The determination of abrasion resistance was made according to EN 14157 (Method A, Wide wheel abrasion test). For the conversion of the results, from method A (wide wheel abrasion test - WWA) to method B (Böhme abrasion test - BA), the following formula was used: $WWA=1,711BA+15,32$ (Annex A §A.3 of EN 14157)

APPLICATION:

Mixing ratio: **1 FLEX:** 6-7 kg of water/ bag of 25 kg
3 FINISH: 8 kg of water / bag of 20 kg
 In both cases, up to 30% of water can be replaced with dispersion (**2 RESIN**) to give the product extra strength and flexibility.

Consumption: **1 FLEX:** Approx. 1.25 kg /m² per mm of layer (total thickness up to 3 mm)
3 FINISH: Approx. 0.6 kg /m² per layer

Application mode:

- The substrate should be properly prepared (thoroughly dry, sufficiently stable and free of dust, grease, loose materials etc.).
- When necessary (and always if it is to be applied outdoors), the system's application should be preceded by proper waterproofing /sealing of the substrate.
- If the substrate is rough and not sufficiently flat, it should be smoothed by using **MARMOLINE FLOW SL 500** self-levelling floor screed.
- When the substrate area is large (>25m²), it is necessary to provide for suitable expansion joints. Also when the substrate consists of different materials (proper joints should be provided at the connection points)

- Before applying the base coat of **MARMOLINE VELVET DECO SUPERIA** in any well-prepared substrate, it is necessary to prime the substrate using **MARMOLINE PRO CONTACT** quartz adhesion primer. Apply the 1 FLEX base coat mortar once the primer has dried (after at least 2 hours). Primer consumption: 200 - 300 gr/m²
- For the **colouring** of the base mortar (1 FLEX) and finishing layer mortar (3 FINISH) use the **MARMOLINE POWDER COLOUR** natural pigments. The pigments should first be dissolved into the amount of pure water which is to be used for mixing with the dry mortars. For the proper amount of pigment consult POWDER COLOUR instructions for use. Mix the dry mortar powder gradually, with the necessary quantity of coloured water, using a low speed mixer, to attain a homogeneous mass without lumps and with the desirable workability. The base coat mortar (1 FLEX) does not need to be coloured unless it is necessary for the final color effect.
- **Creation of base layer:** On horizontal or vertical surfaces apply the **1 FLEX** mix using a 6 mm notched trowel, while incorporating the 160 gr/m² fiberglass mesh offered by MARMOLINE. For curved surfaces it is suggested to use fiberglass mesh weighing 60 gr/m².
- The fiberglass mesh should be laid on the applied mixture when this is still fresh, and then immersed therein with a smooth trowel. Make sure that the fiberglass mesh strips cover each other by 10 cm. Good pressing of the applied mixture is necessary so that no air remains entrapped.
- The material **3 FINISH** is used as a second layer, in grain size thickness, to fully cover the fiberglass mesh, after applying the 1 FLEX.
- Between two layers, it is recommended to apply **MARMOLINE MST 22** primer. Apply the primer when the surface has hardened, and after having rubbed it with a fine sandpaper and then wiped it
- For the formation of the final surface the **3 FINISH** material should be applied in at least one more layer, in grain size thickness.
- On each layer, when this is still fresh, pressing of the material should be applied. Pressing of the final layer produces the “shadow effects” that characterize this kind of decorative surface
- After the final surface has hardened and depending on the desired final effect, it can be rubbed with fine sandpaper for smoothing
- Before applying a protective varnish, the surface should be thoroughly dry. Using a suitable moisture-meter check that moisture is less than 5%, or else problems may occur in application.
- After the surface has thoroughly dried, dry clean it with a vacuum cleaner, to remove any dirt and apply either **MARMOLINE VELVET LIQUID S**, or **MARMOLINE VELVET LIQUID P.U.** varnish, according to your choice

- Before applying VELVET LIQUID S varnish, it is necessary to apply the transparent water based primer **MARMOLINE VELVET PRIMER**
- Before applying VELVET LIQUID P.U. it is recommended to apply the transparent silicone sealant **MARMOLINE MS 33**. Attention: The application of P.U. varnish darkens the final shade of the surface. By applying MS 33 this phenomenon is reduced significantly. In any case it is suggested to experiment in a small area and evaluate the results before applying across the whole surface.

ATTENTION:

- The content of the bags should be protected from humidity.
- It is not recommended to use the products in extreme weather conditions (frost or heatwave). Application temperature +5°C to +35°C

The above application guidelines are indicative, for the correct use of the product. For more technical details please contact the company's technical department.

The company guarantees the quality of the product, on the basis of its technical specifications, as described in the Declaration of Performance (CE) and this technical data sheet. However it cannot guarantee the final result, after product's application. This is largely depending on the experience and ability of each user and on the application conditions. The instructions listed in this data sheet, as well as those given orally, are resulting from the knowledge and experience of Company's R&D Department and technicians. Every user should apply the product experimentally, in one or more trial applications, and as soon as he is satisfied by the results, then to use the product in the project undertaken. This edition of technical data sheet automatically cancels any previous version

χρησιμοποιεί στο έργο που έχει αναλάβει. Η έκδοση του παρόντος τεχνικού φυλλαδίου ακυρώνει κάθε προηγούμενη έκδοση αυτού.