

## 5.3 Improving additives for concrete-mortars & coating products

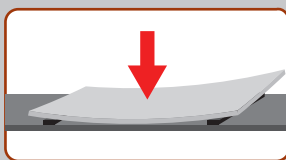
### DUROSTICK D-20 Acrylic emulsion additive for mortars



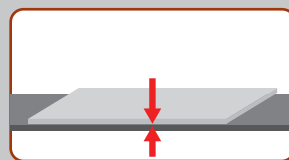
#### TECHNICAL SPECIFICATIONS

Form - Color	Acrylic emulsion - White, becomes transparent when dry
Density	1.00±0.05 kg/lt
Application temperature	From +5°C to +35°C
Toxic	No
Does not contain organic solvents	

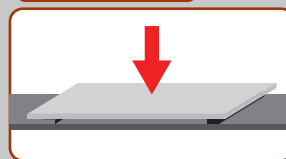
The adhesion strength doubles after 28 days, per EN 1015-12. The experimental measurements were performed per EN 1015-12 within the DUROSTICK Chemical Lab and were confirmed by the CERECO Audit (137E/2009)



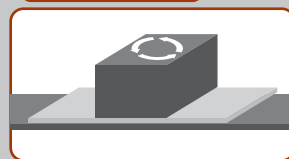
FLEXIBILITY



ADHESIVE STRENGTH



COMPRESSION RESISTANCE



ABRASION RESISTANCE

#### CONSUMPTION

Depending on the application. From 1:1 up to 1:5 product to water ratio.

#### STORAGE

Store in places protected from sun and frost, for at least 15 months from production date.

#### SAFETY DIRECTIONS

The product needs no hazard labeling under current European and National legislation. However, it is recommended to keep away from the reach of children. If swallowed, seek immediate medical advice and show the container or label.

#### PACKAGING

Carton box with 15 pcs of 1lt each one  
5lt, 20lt containers  
1,000lt tank (special order)

#### PROPERTIES

Acrylic resin that can be added to every type of cement and lime mortar to significantly improve their properties.

**As mass additive:** it increases adhesion, watertightness and flexibility. It also increases mortar durability, it prevents shrinkage and crack occurrence.

**As primer:** it stabilizes loose mineral surfaces and lightweight floor screeds (filling materials). It creates ideal substrates for installing decorative bricks, stones, and ceramic tiles, insulating materials etc.

#### APPLICATIONS

DUROSTICK D-20 is necessary for most construction applications, such as:

**Building:** Bricks, cement blocks, stones, and decorative bricks. Its addition results in the increase of surface adhesion, flexibility, bonding strength and watertightness.

**High strength plaster applications:** Irreplaceable for scratch coat plasters because it increases adhesion, especially on surfaces lined with expanded or extruded polystyrene boards.

It prevents base coat plaster bursting, by increasing its cohesion. It reinforces and seals top coat plasters. It prevents hair line cracks from forming, due to natural or mechanical vibrations from excavation equipment working on adjacent areas.

**Cement screed applications:** It increases their mechanical strengths, especially when applying thin coats.

**Ready mixed cement mortar applications:** Waterproofing and brushable mortars, grouting and roof

coving mortars, as well as an additive for tile, marble, glassblock, mortars and adhesives.

**Bonding coat:** Between old and new concrete or mortar, at a mixing ratio of cement:sand=1:1, water:D-20=1:1. Apply the new coat while the bonding coat is still fresh.

#### USE

##### 1. Surface preparation

Surfaces have to be slightly soaked, cleaned, free of loose materials, dust, paints and formwork oils, always depending on the application.

##### 2. Application

Before use, shake the container well. Empty it in a container with clean water and stir lightly with a wood paddle to homogenize.

As an additive, pour it into the cement mixer directly along with the mixing water, at a ratio of D-20 : water= 1:2 up to 1:5, always depending on the requirements of the application.

#### NOTE

- Add 20lt of D-20 into a barrel with 60 or 100lt of clean water, to ensure consistent amount of D-20 into the cement mixer during mortar or plaster preparation.

- The addition of DUROSTICK D-20 into the mixing water at a ratio of 1:1 up to 1:5 is determined by the specified improvement necessity of each particular project.

#### CLEANING

Clean all tools with water, immediately after use.

