

The fastest installation in gypsum plasterboard



BUILDING MATERIALS

- Gypsum plasterboard, single and double-planked



ADVANTAGES

- The included setting tool combines the drilling and fixing setting functions. It thus allows for a fast and simple installation.
- The sharp, self-tapping thread of the GK enables a secure, positive fit fixing. This achieves a high load-bearing capacity.
- The short fixing length means that only a small amount of space is required behind the board. As a result, the GK can also be used in the case of unknown board thickness and cavity depth.
- The cross-drive recess in the head of the fixing means that the GK can also be screwed out like a screw without a setting tool.
- The GK can be used with the most wide-ranging screws, hooks and eye screws. This allows for a broad range of applications.


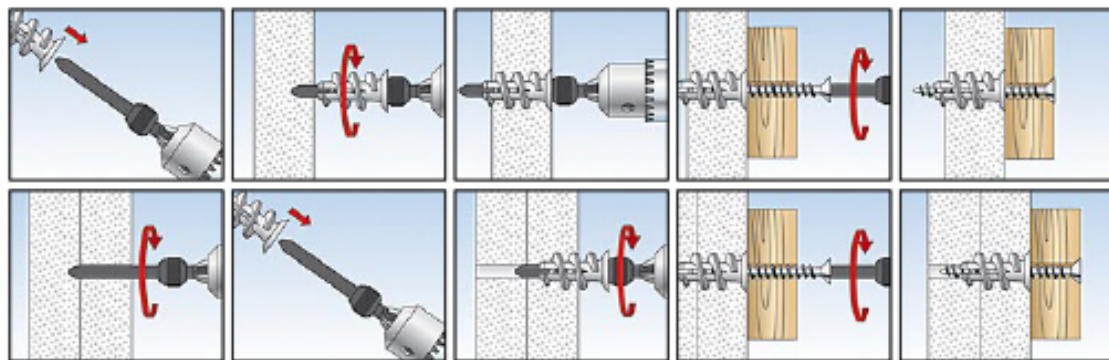
APPLICATIONS

- Pictures
- Lighting
- Electrical installations
- Fitting accessories
- Series installations

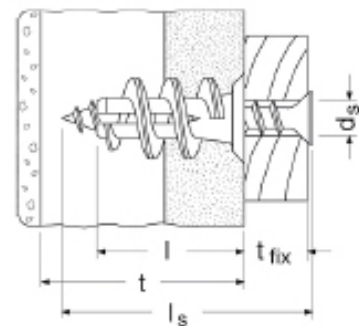
FUNCTIONING

- The gypsum plasterboard fixing GK is suitable for pre-positioned installation.
- The GK is screwed flush into the gypsum plasterboard using the setting tool provided. Overtightening the fixing should be avoided. Therefore, the installation torque should be limited when using a battery operated screwdriver.
- Adapted for wood, self-tapping and chipboard screws of 4.0 to 5.0 mm diameter.
- For board thicknesses greater than 15 mm, drill a hole first by using the setting tool.
- Not suitable for gypsum fibreboard and tiled plasterboard.

Plasterboard fixing GK



Plasterboard fixing GK



		Anchor length l [mm]	Min. thickness to first supporting layer t [mm]	Max. fixture thickness t_{fix} [mm]	Sales unit [pcs]
№ εός	δς εός				
GK	062389	22	25		100
GK S	062390	22	25	13	50